

# Polluxa PLM

---

Manage Less, Scale Smarter

# Built for Your Industry

ONE PLATFORM. ELEVEN VERTICALS. ENTERPRISE-READY.



Fashion & Apparel



Retail



Footwear



Outdoor & Sports



Consumer Goods



Manufacturers



Home Décor & Furniture



Food and Beverage



Grocery Retail



Cosmetics & Personal Care

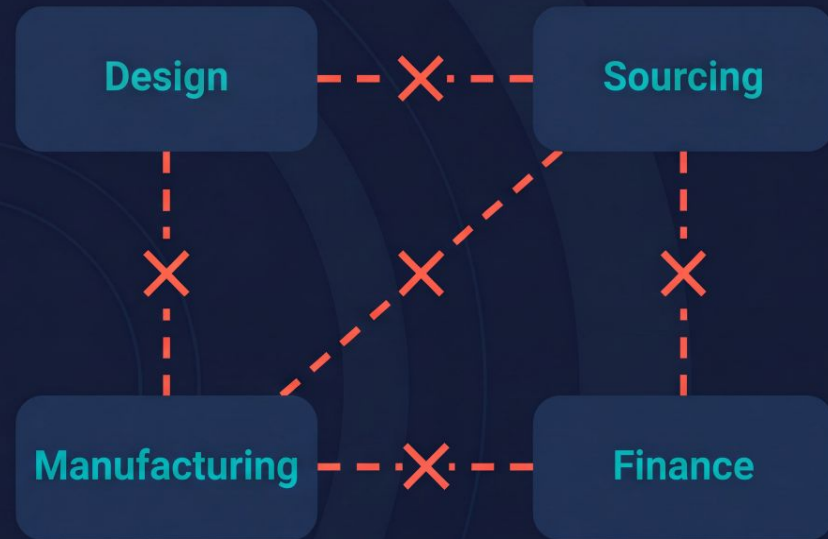


Consumer Electronics

**Polluxa**

# Your Teams Are Working Harder, Not Smarter

---



**67%** of product teams say tool fragmentation is their #1 bottleneck.

# The Problem

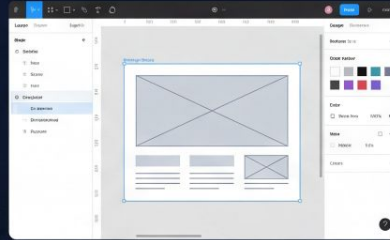
Product teams are drowning in disconnected tools

Design in one system.

Sourcing in another.

Finance in a third.

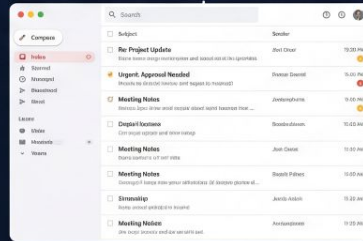
DESIGN TOOL



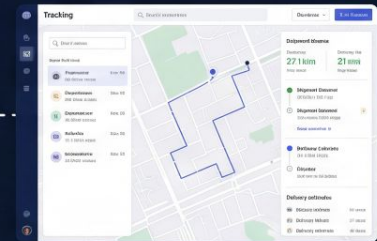
ERP / SPREADSHEET

A screenshot of an ERP or spreadsheet application. It shows a data table with columns: 1, 2, 3, 4, 5, 6, 7, 8, 9, 10, 11, 12, 13, 14, 15. The rows contain data for various items, including SKU, Stock, Credit, Inventory, Supplier, and Amount. The interface is typical of a spreadsheet with a menu bar (File, Edit, View, Insert, Formats, Help) and a toolbar.

EMAIL CLIENT



LOGISTICS PLATFORM



---

# The Cost of Inaction

23%



Average time-to-market  
delay from data silos

\$2.4M



Annual margin loss from  
poor inventory visibility

34%



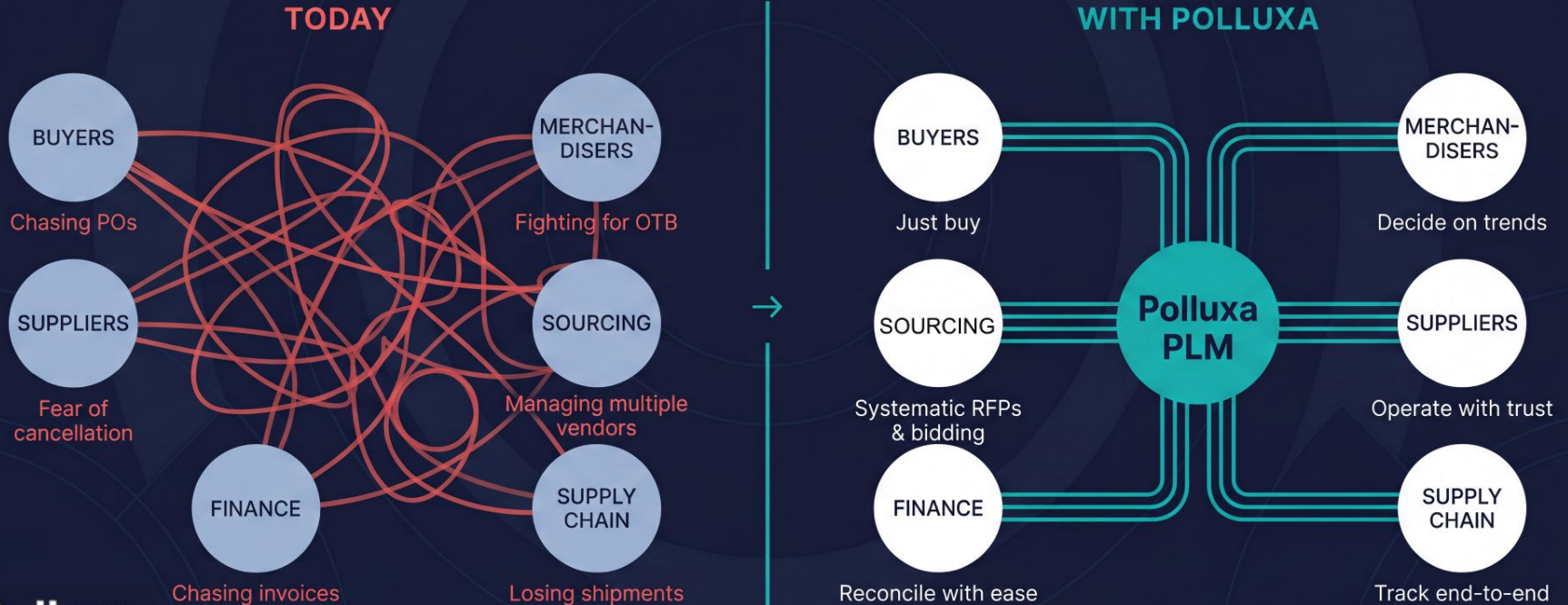
of POs contain  
manual errors

Every quarter without a unified platform costs margin, speed, and competitive edge

**Polluxa**




# What If Your Teams Could Just... Do Their Jobs?



# One Platform. End-to-End Visibility.

## Polluxa PLM



Replace 7 disconnected tools with one intelligent platform

# One Platform. Total Visibility.

- **Real-time product data**

Real-time product data provides product data

- **Collaborative workspace**

Collaborative workspace works for teams and team...

- **Data-driven decisions**

Data-driven decisions vs. data-driven decisions

- **Cross-team visibility**

Cross-team visibility with cross-team visibility

**Centralized. Automated. Real-time.**

**Polluxa**



# From Concept to Collection — Faster

**Cut sample rounds by 50% with digital-first design**



## Line Planning & Merchandise Planning

Streamline collection development and assortment strategies.



## 3D Design Integration — CLO, Browzwear, Adobe

Seamlessly connect 3D design tools for virtual sampling.



## Product Specifications — BOMs, colorways, sizing

Define detailed product specs, Bills of Materials, and size charts.



## Visual Concept Boards

Create and share digital mood boards and trend analyses.




## Materials Management

Centralize material libraries, supplier data, and costing.

BUYING & MERCHANDISING

# Curate Smarter. Buy Better.



**Assortment Planning** — visual seasonal boards



**Line Sheets & Catalogs** — auto-generated



**Omnichannel Showroom** — wholesale and retail



**Pricing & Costing Visibility** — real-time rollups



**Seasonal Calendar Management** — milestones

**30% faster go-to-market with unified buying workflows**

Polluxa

# Margin Clarity at Every Stage.

-  **Cost Tracking & Margin Analysis** – real-time landed costs
-  **Purchase Order Management** – automated PO generation
-  **Inventory Forecasting** – demand-driven planning
-  **Supply Chain Visibility** – raw material to retail shelf
-  **Compliance & Audit** – audit-ready documentation

Improve **gross margins** by **8-12%** with real-time cost visibility

**Polluxa**



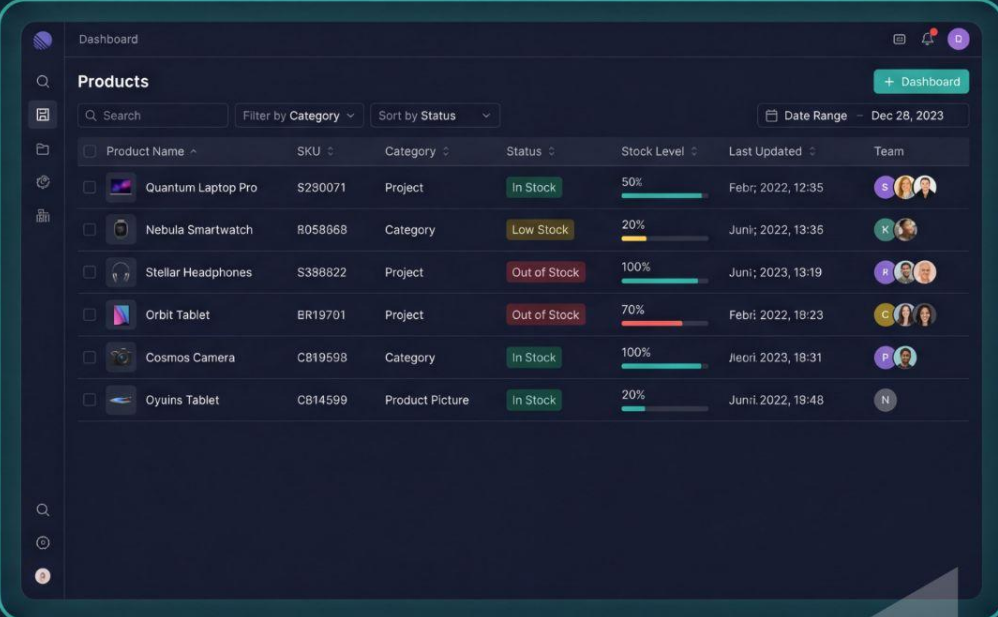
# Transparent Supply Chain. Zero Surprises.

99% on-time delivery with proactive supplier management



# Platform for Decision Science and not just Data

- ✓ Data-driven decisions.
  - ✓ Collaborative workspace.
  - ✓ Real-time product information.
- ❑ Automate pricing decisions for all products across categories and channels
  - ❑ Optimize allocation and replenishment to increase margins, revenue and sell-through.



Dashboard

Products

Search Filter by Category Sort by Status Date Range Dec 28, 2023

| Product Name       | SKU     | Category        | Status       | Stock Level | Last Updated      | Team |
|--------------------|---------|-----------------|--------------|-------------|-------------------|------|
| Quantum Laptop Pro | S280071 | Project         | In Stock     | 50%         | Febr; 2022, 12:35 | S    |
| Nebula Smartwatch  | R058868 | Category        | Low Stock    | 20%         | Juni; 2022, 13:36 | K    |
| Stellar Headphones | S388822 | Project         | Out of Stock | 100%        | Juni; 2023, 13:19 | K    |
| Orbit Tablet       | BR19701 | Project         | Out of Stock | 70%         | Febr; 2022, 10:23 | C    |
| Cosmos Camera      | CB19598 | Category        | In Stock     | 100%        | Jecri 2022, 18:31 | P    |
| Oyuins Tablet      | CB14599 | Product Picture | In Stock     | 20%         | Juni; 2022, 18:48 | N    |

# Private Label — Concept to Inventory

End-to-End Private Label Product Development

From concept to shelf — fully digitised, zero surprises



# Manufacturing — Production to Shipment

Streamlined Manufacturing Operations

End-to-end manufacturing visibility — from cut plan to shipment doc



# Case Study: From 175 Days to 65

~~175~~ → 65  
DAYS

Total Inventory Lead Time (TILT)

**BEFORE:** 175 Days — Manual Processes



**AFTER:** 65 Days — Automated Workflows



**63% Reduction**

## What Changed:

- Automated PO workflows replaced manual handoffs
- Real-time supplier collaboration eliminated email chains
- Digital tech packs removed physical sample delays
- Centralized calendar management cut approval bottlenecks
- End-to-end visibility replaced spreadsheet tracking

# Scaling Output Without Scaling Headcount

50–70%

**Increase in SKUs with  
Same Headcount**

More products launched per  
season — without hiring

12%

**Weekly Time  
Saved Across the  
Product Team**

Hours reclaimed from manual  
workflows every week

## What Changed:


- Automated product data workflows replaced manual entry
- Centralized SKU management across design & merchandising
- Streamlined approvals eliminated bottleneck delays
- Digital tech packs reduced back-and-forth with vendors
- Real-time dashboards replaced weekly status meetings

# Case Study: Concept to Counter in 12 Weeks

~~20~~ → 12  
WEEKS

Total Product Lifecycle Time (TPLT)

BEFORE: 20 Weeks – Fragmented Processes



AFTER: 12 Weeks – Unified Platform Workflows



40% Reduction

## What Changed:

- Automated product development workflows replaced siloed team coordination
- Real-time collaboration between R&D, packaging, and marketing eliminated delays
- Digital formulation & compliance tracking reduced approval cycles
- Centralized launch calendar improved go-to-market alignment
- End-to-end visibility replaced scattered tools and manual tracking

# Start Small. Prove Big.

A 90-Day Pilot — Designed for Zero Risk, Maximum Signal



1

## One Department

Start where impact is highest.  
Finance, Buying, or Merchandising.



90

## 90 Days

Structured onboarding, go-live,  
and results review.



## Measurable KPIs

Time-to-market reduction, PO  
accuracy, inventory visibility.

*We define success together — before day one.*

**Polluxa**

# From Kickoff to Go-Live in 90 Days.



Dedicated implementation partner + certified support from day one.

**Polluxa**

# Let's Start With a Pilot.

---

## Polluxa PLM — Manage Less, Scale Smarter

- 01 — Schedule a 30-min technical walkthrough
- 02 — Define your pilot department + KPIs
- 03 — Sign pilot agreement — go-live in 14 days

**Polluxa**

hello@polluxa.com | [polluxa.com/plm](https://polluxa.com/plm)